



BMW 5er Touring, 520d MHy, Typ G61, 163 PS / 120 kW

BMW 5er Touring, 520d MHy, Typ G61, 197 PS / 145 kW

BMW 5er Touring, 520d MHy xDrive, Typ G61, 197 PS / 145 kW

BMW 5er Touring, 540d MHy xDrive, Typ G61, 286 PS / 210 kW

BMW 5er Touring, 540d MHy xDrive, Typ G61, 249 PS / 183 kW

Allgemeinhinweis: Die genauen Auflagen sind dem Teilegutachten zu entnehmen. Achslasten sind zu beachten.

In general note: The exact requirements can be found in the part certificate. Axle loads must be observed.

Application								
BMW 5er Typ G6K								5x112
19 Zoll / 19 Inch								
Design	Achse <i>Axle</i>	Größe <i>Size</i>	ET <i>Offset</i>	Reifengröße <i>Tyre size</i>	Distanzscheibenstärke <i>Spacer thickness</i>	Distanzscheiben [siehe unten] <i>Spacer [see below]</i>	Radschrauben <i>Bolts</i>	Auflagen <i>Remarks</i>
Magic CW	VA	8,5x19	35	245/45 R19	11, 15mm	11 [°] , 15 [°]	M14x1,25x40,-45	14, 47, 48
	HA	8,5x19	35	245/45 R19	11, (15mm)	11 [°] , (15 [°])	M14x1,25x40,(-45)	(K4b), Li102, 14, 47, 48, xa1500, V8
Race LS 2	VA	8,5x19	35	245/45 R19	11, 15mm	11 [°] , 15 [°]	M14x1,25x40,-45	14, 47, 48
	HA	8,5x19	35	245/45 R19	11, (15mm)	11 [°] , (15 [°])	M14x1,25x40,(-45)	(K4b), Li102, 14, 47, 48, xa1500, V8
	VA	8,5x19	35	245/45 R19	11, 15mm	11 [°] , 15 [°]	M14x1,25x40,-45	14, 47, 48
	HA	9,5x19	46	275/40 R19	11mm	11 [°]	M14x1,25x40	K4b, 14, 47, 48, xa1500, V8
Fascinate	VA	8,5x19	30	245/45 R19	0, 11mm	0, 11 [°]	M14x1,25x30,-40 [Tuner Bolts]*	14, 47, 48
	HA	8,5x19	30	245/45 R19	0, (11mm)	0, (11 [°])	M14x1,25x30,(-40) [Tuner Bolts]*	(K4b), Li102, 14, 47, 48, xa1500, V8
	VA	8,5x19	30	245/45 R19	0, 11mm	0, 11 [°]	M14x1,25x30,-40 [Tuner Bolts]*	14, 47, 48
	HA	9,5x19	42	275/40 R19	11mm	11 [°]	M14x1,25x40 [Tuner Bolts]*	K4b, 14, 47, 48, xa1500, V8
Race GTX	VA	8,5x19	24	245/45 R19	none		M14x1,25x30	14, 47, 48
	HA	8,5x19	24	245/45 R19	none		M14x1,25x30	Li102, 14, 47, 48
	VA	8,5x19	24	245/45 R19	none		M14x1,25x30	14, 47, 48
	HA	9,5x19	35	275/40 R19	none		M14x1,25x30	K4b, 14, 47, 48
BR-I	VA	7,5x19	32	245/45 R19	0, 11mm	0, 11 [°]	M14x1,25x30,-40	14, 47, 48
	HA	7,5x19	32	245/45 R19	0, 11, 15mm	0, 11 [°] , 15 [°]	M14x1,25x30,-40,-45	Li102, 14, 47, 48, xa1430, V8
	VA	7,5x19	32	245/45 R19	0, 11mm	0, 11 [°]	M14x1,25x30,-40	14, 47, 48
	HA	9,0x19	38	275/40 R19	none		M14x1,25x30	14, 47, 48
	VA	8,0x19	30	245/45 R19	0, 11mm	0, 11 [°]	M14x1,25x30,-40	14, 47, 48
	HA	9,0x19	38	275/40 R19	none		M14x1,25x30	14, 47, 48
	VA	8,5x19	25	245/45 R19	none		M14x1,25x30	14, 47, 48
	HA	9,0x19	38	275/40 R19	none		M14x1,25x30	14, 47, 48
	VA	9,0x19	38	245/45 R19	11, 15mm	11 [°] , 15 [°]	M14x1,25x40,-45	14, 47, 48
	HA	9,0x19	38	245/45 R19	11, (15mm)	11 [°] , (15 [°])	M14x1,25x40,(-45)	(K4b), Li102, 14, 47, 48
	VA	9,0x19	38	245/45 R19	11, 15mm	11 [°] , 15 [°]	M14x1,25x40,-45	14, 47, 48
	HA	9,0x19	38	275/40 R19	none		M14x1,25x30	14, 47, 48

20 Zoll / 20 Inch

Design	Achse <i>Axle</i>	Größe <i>Size</i>	ET <i>Offset</i>	Reifengröße <i>Tyre size</i>	Distanzscheibenstärke <i>Spacer thickness</i>	Distanzscheiben [siehe unten] <i>Spacer [see below]</i>	Radschrauben <i>Bolts</i>	Auflagen <i>Remarks</i>
Race GTS	VA	8,5x20	35	245/40 R20	11mm	11 ⁶	M14x1,25x40	Li99, 14, 47, 48, xa1300
	HA	10,0x20	38	275/35 R20	none		M14x1,25x30	K4b, Li102, 14, 47, 48, xa1500, V8
	VA	8,5x20	35	255/40 R20	11mm	11 ⁶	M14x1,25x40	Li101, 14, 47, 48, xa1300
	HA	10,0x20	38	285/35 R20	none		M14x1,25x30	K4b, Li104, 14, 47, 48, xa1500, V8
	VA	8,5x20	35	255/35 R20	11mm	11 ⁶	M14x1,25x40	Li97, 14, 47, 48, xa1300
	HA	10,0x20	38	295/30 R20	none		M14x1,25x30	K4b, Li101, 14, 47, 48, xa1500, V8
	VA	8,5x20	24	245/40 R20	none		M14x1,25x30	Li99, 14, 47, 48
	HA	8,5x20	24	245/40 R20	none		M14x1,25x30	Li99, 14, 47, 48, xa1500, V8
	VA	8,5x20	24	255/35 R20	none		M14x1,25x30	Li97, 14, 47, 48
	HA	8,5x20	24	255/35 R20	none		M14x1,25x30	Li97, 14, 47, 48, xa1500, V8
	VA	8,5x20	24	245/40 R20	none		M14x1,25x30	Li99, 14, 47, 48
	HA	10,0x20	38	275/35 R20	none		M14x1,25x30	K4b, Li102, 14, 47, 48, xa1500, V8
	VA	8,5x20	24	255/40 R20	none		M14x1,25x30	Li101, 14, 47, 48
	HA	10,0x20	38	285/35 R20	none		M14x1,25x30	K4b, Li104, 14, 47, 48, xa1500, V8
	VA	8,5x20	24	255/35 R20	none		M14x1,25x30	Li97, 14, 47, 48
	HA	10,0x20	38	295/30 R20	none		M14x1,25x30	K4b, Li101, 14, 47, 48, xa1500, V8
Hibonit	VA	8,5x20	35	245/40 R20	11mm	11 ⁶	M14x1,25x40	Li99, 14, 47, 48, xa1300
	HA	10,0x20	38	275/35 R20	none		M14x1,25x30	K4b, Li102, 14, 47, 48, xa1500, V8
	VA	8,5x20	35	255/40 R20	11mm	11 ⁶	M14x1,25x40	Li101, 14, 47, 48, xa1300
	HA	10,0x20	38	285/35 R20	none		M14x1,25x30	K4b, Li104, 14, 47, 48, xa1500, V8
	VA	8,5x20	35	255/35 R20	11mm	11 ⁶	M14x1,25x40	Li97, 14, 47, 48, xa1300
	HA	10,0x20	38	295/30 R20	none		M14x1,25x30	K4b, Li101, 14, 47, 48, xa1500, V8
	VA	8,5x20	24	245/40 R20	none		M14x1,25x30	Li99, 14, 47, 48
	HA	8,5x20	24	245/40 R20	none		M14x1,25x30	Li99, 14, 47, 48, xa1500, V8
	VA	8,5x20	24	255/35 R20	none		M14x1,25x30	Li97, 14, 47, 48
	HA	8,5x20	24	255/35 R20	none		M14x1,25x30	Li97, 14, 47, 48, xa1500, V8
	VA	8,5x20	24	245/40 R20	none		M14x1,25x30	Li99, 14, 47, 48
	HA	10,0x20	38	275/35 R20	none		M14x1,25x30	K4b, Li102, 14, 47, 48, xa1500, V8
	VA	8,5x20	24	255/40 R20	none		M14x1,25x30	Li101, 14, 47, 48
	HA	10,0x20	38	285/35 R20	none		M14x1,25x30	K4b, Li104, 14, 47, 48, xa1500, V8
	VA	8,5x20	24	255/35 R20	none		M14x1,25x30	Li97, 14, 47, 48
	HA	10,0x20	38	295/30 R20	none		M14x1,25x30	K4b, Li101, 14, 47, 48, xa1500, V8

20 Zoll / 20 Inch

Design	Achse <i>Axle</i>	Größe <i>Size</i>	ET <i>Offset</i>	Reifengröße <i>Tyre size</i>	Distanzscheibenstärke <i>Spacer thickness</i>	Distanzscheiben [siehe unten] <i>Spacer [see below]</i>	Radschrauben <i>Bolts</i>	Auflagen <i>Remarks</i>
Fascinate	VA	8,5x20	30	245/40 R20	0, 11mm	0, 11 ^e	M14x1,25x30,-40 [Tuner Bolts]*	Li99, 14, 47, 48
	HA	8,5x20	30	245/40 R20	0, (11mm)	0, (11 ^e)	M14x1,25x30,-40 [Tuner Bolts]*	(K4b), Li99, 14, 47, 48, xa1500, V8
	VA	8,5x20	30	255/35 R20	0, 11mm	0, 11 ^e	M14x1,25x30,-40 [Tuner Bolts]*	Li97, 14, 47, 48
	HA	8,5x20	30	255/35 R20	none		M14x1,25x30 [Tuner Bolts]*	Li97, 14, 47, 48, xa1500, V8
	VA	8,5x20	30	245/40 R20	0, 11mm	0, 11 ^e	M14x1,25x30,-40 [Tuner Bolts]*	Li99, 14, 47, 48
	HA	10,0x20	35	275/35 R20	none		M14x1,25x30 [Tuner Bolts]*	K4b, Li102, 14, 47, 48, xa1500, V8
	VA	8,5x20	30	255/40 R20	0, 11mm	0, 11 ^e	M14x1,25x30,-40 [Tuner Bolts]*	Li101, 14, 47, 48
	HA	10,0x20	35	285/35 R20	none		M14x1,25x30 [Tuner Bolts]*	K4b, Li104, 14, 47, 48, xa1500, V8
	VA	8,5x20	35	245/40 R20	11mm	11 ^e	M14x1,25x40 [Tuner Bolts]*	Li99, 14, 47, 48
	HA	8,5x20	35	245/40 R20	11, 15mm	11 ^e , 15 ^e	M14x1,25x40,-45 [Tuner Bolts]*	Li99, 14, 47, 48, xa1500, V8
	VA	8,5x20	35	255/35 R20	11mm	11 ^e	M14x1,25x40 [Tuner Bolts]*	Li97, 14, 47, 48
	HA	8,5x20	35	255/35 R20	11mm	11 ^e	M14x1,25x40 [Tuner Bolts]*	Li97, 14, 47, 48, xa1500, V8
	VA	8,5x20	35	245/40 R20	11mm	11 ^e	M14x1,25x40 [Tuner Bolts]*	Li99, 14, 47, 48
	HA	10,0x20	35	275/35 R20	none		M14x1,25x30 [Tuner Bolts]*	K4b, Li102, 14, 47, 48, xa1500, V8
	VA	8,5x20	35	255/40 R20	11mm	11 ^e	M14x1,25x40 [Tuner Bolts]*	Li101, 14, 47, 48
	HA	10,0x20	35	285/35 R20	none		M14x1,25x30 [Tuner Bolts]*	K4b, Li104, 14, 47, 48, xa1500, V8

20 Zoll / 20 Inch

Design	Achse <i>Axle</i>	Größe <i>Size</i>	ET <i>Offset</i>	Reifengröße <i>Tyre size</i>	Distanzscheibenstärke <i>Spacer thickness</i>	Distanzscheiben [siehe unten] <i>Spacer [see below]</i>	Radschrauben <i>Bolts</i>	Auflagen <i>Remarks</i>
Race LS 2	VA	8,5x20	30	245/40 R20	0, 11mm	0, 11 ^e	M14x1,25x30,-40	BD7, Li99, 14, 47, 48
	HA	8,5x20	30	245/40 R20	0, (11mm)	0, (11 ^e)	M14x1,25x30,(-40)	(K4b), Li99, 14, 47, 48, xa1500, V8
	VA	8,5x20	30	255/35 R20	0, 11mm	0, 11 ^e	M14x1,25x30,-40	BD7, Li97, 14, 47, 48
	HA	8,5x20	30	255/35 R20	none		M14x1,25x30	Li97, 14, 47, 48, xa1460, V8
	VA	8,5x20	30	245/40 R20	0, 11mm	0, 11 ^e	M14x1,25x30,-40	BD7, Li99, 14, 47, 48
	HA	9,5x20	46	275/35 R20	0, (11mm)	0, (11 ^e)	M14x1,25x30,(-40)	(K4a), Li102, 14, 47, 48, V8 ²
	VA	8,5x20	30	245/40 R20	0, 11mm	0, 11 ^e	M14x1,25x30,-40	BD7, Li99, 14, 47, 48
	HA	10,0x20	38	275/35 R20	none		M14x1,25x30	K4b, Li102, 14, 47, 48
	VA	8,5x20	30	255/40 R20	0, 11mm	0, 11 ^e	M14x1,25x30,-40	BD7, Li101, 14, 47, 48
	HA	10,0x20	38	285/35 R20	none		M14x1,25x30	K4b, Li104, 14, 47, 48
	VA	8,5x20	30	255/35 R20	0, 11mm	0, 11 ^e	M14x1,25x30,-40	BD7, Li97, 14, 47, 48
	HA	10,0x20	38	295/30 R20	none		M14x1,25x30	K4b, Li101, 14, 47, 48
	VA	8,5x20	35	245/40 R20	11mm	11 ^e	M14x1,25x40	Li99, 14, 47, 48
	HA	8,5x20	35	245/40 R20	11, 15mm	11 ^e , 15 ^e	M14x1,25x40,-45	K4b, Li99, 14, 47, 48, xa1500, V8
	VA	8,5x20	35	255/35 R20	11mm	11 ^e	M14x1,25x40	Li97, 14, 47, 48
	HA	8,5x20	35	255/35 R20	11mm	11 ^e	M14x1,25x40	K4b, Li97, 14, 47, 48, xa1460, V8
	VA	8,5x20	35	245/40 R20	11, 15mm	11 ^e , 15 ^e	M14x1,25x40,-45	Li99, 14, 47, 48
	HA	9,5x20	46	275/35 R20	0, (11mm)	0, (11 ^e)	M14x1,25x30,(-40)	(K4a), Li102, 14, 47, 48, V8 ²
	VA	8,5x20	35	245/40 R20	11mm	11 ^e	M14x1,25x40	Li99, 14, 47, 48
	HA	10,0x20	38	275/35 R20	none		M14x1,25x40	K4b, Li102, 14, 47, 48
	VA	8,5x20	35	255/40 R20	11mm	11 ^e	M14x1,25x40	Li101, 14, 47, 48
	HA	10,0x20	38	285/35 R20	none		M14x1,25x30	K4b, Li104, 14, 47, 48
	VA	8,5x20	35	255/35 R20	11mm	11 ^e	M14x1,25x40	Li97, 14, 47, 48
	HA	10,0x20	38	295/30 R20	none		M14x1,25x30	K4b, Li101, 14, 47, 48

20 Zoll / 20 Inch

Design	Achse <i>Axle</i>	Größe <i>Size</i>	ET <i>Offset</i>	Reifengröße <i>Tyre size</i>	Distanzscheibenstärke <i>Spacer thickness</i>	Distanzscheiben [siehe unten] <i>Spacer [see below]</i>	Radschrauben <i>Bolts</i>	Auflagen <i>Remarks</i>
Topas	VA	8,5x20	30	245/40 R20	0, 11mm	0, 11°	M14x1,25x30,-40 [Tuner Bolts]*	Li99, 14, 47, 48
	HA	8,5x20	30	245/40 R20	0, (11mm)	0, (11°)	M14x1,25x30,(-40) [Tuner Bolts]*	(K4b), Li99, 14, 47, 48, xa1500, V8
	VA	8,5x20	30	255/35 R20	0, 11mm	0, 11°	M14x1,25x30,-40 [Tuner Bolts]*	Li97, 14, 47, 48
	HA	8,5x20	30	255/35 R20	none		M14x1,25x30 [Tuner Bolts]*	Li97, 14, 47, 48, xa1500, V8
	VA	8,5x20	30	245/40 R20	0, 11mm	0, 11°	M14x1,25x30,-40 [Tuner Bolts]*	Li99, 14, 47, 48
	HA	10,0x20	38	275/35 R20	none		M14x1,25x30 [Tuner Bolts]*	K4b, Li102, 14, 47, 48, xa1500, V8
	VA	8,5x20	30	255/40 R20	0, 11mm	0, 11°	M14x1,25x30,-40 [Tuner Bolts]*	Li101, 14, 47, 48
	HA	10,0x20	38	285/35 R20	none		M14x1,25x30 [Tuner Bolts]*	K4b, Li104, 14, 47, 48, xa1500, V8
	VA	8,5x20	30	255/35 R20	0, 11mm	0, 11°	M14x1,25x30,-40 [Tuner Bolts]*	Li97, 14, 47, 48
	HA	10,0x20	38	295/30 R20	none		M14x1,25x30 [Tuner Bolts]*	K4b, Li101, 14, 47, 48, xa1500, V8
Race GTX	VA	8,5x20	30	245/40 R20	0, 11mm	0, 11°	M14x1,25x30,-40	Li99, 14, 47, 48
	HA	8,5x20	30	245/40 R20	0, (11mm)	0, (11°)	M14x1,25x30,(-40)	(K4b), Li99, 14, 47, 48, xa1500, V8
	VA	8,5x20	30	255/35 R20	0, 11mm	0, 11°	M14x1,25x30,-40	Li97, 14, 47, 48
	HA	8,5x20	30	255/35 R20	none		M14x1,25x30	Li97, 14, 47, 48, xa1460, V8
	VA	8,5x20	30	245/40 R20	0, 11mm	0, 11°	M14x1,25x30,-40	Li99, 14, 47, 48
	HA	10,0x20	35	275/35 R20	none		M14x1,25x30	K4b, Li102, 14, 47, 48, xa1500, V8
	VA	8,5x20	30	255/40 R20	0, 11mm	0, 11°	M14x1,25x30,-40	Li101, 14, 47, 48
	HA	10,0x20	35	285/35 R20	none		M14x1,25x30	K4b, Li104, 14, 47, 48, xa1500, V8
BR-I	VA	8,0x20	27	245/40 R20	0, 11mm	0, 11°	M14x1,25x30,-40	Li99, 14, 47, 48
	HA	9,0x20	35	275/35 R20	none		M14x1,25x30	Li102, 14, 47, 48
	VA	8,0x20	27	245/40 R20	0, 11mm	0, 11°	M14x1,25x30,-40	Li99, 14, 47, 48
	HA	9,5x20	43	275/35 R20	0, (11mm)	0, (11°)	M14x1,25x30,(-40)	(K4b), Li102, 14, 47, 48, xa1430, V8
	VA	8,5x20	40	245/40 R20	15, 20mm	15°, 20°	M14x1,25x45,-50	Li99, 14, 47, 48
	HA	9,0x20	35	275/35 R20	none		M14x1,25x30	Li102, 14, 47, 48
	VA	8,5x20	40	245/40 R20	15, 20mm	15°, 20°	M14x1,25x45,-50	Li99, 14, 47, 48
	HA	9,5x20	43	275/35 R20	0, (11mm)	0, (11°)	M14x1,25x30,(-40)	(K4b), Li102, 14, 47, 48, xa1430, V8
	VA	8,5x20	40	255/40 R20	15mm	15°	M14x1,25x45	Li101, 14, 47, 48
	HA	9,5x20	43	285/35 R20	0, 11mm	0, 11°	M14x1,25x30,-40	K4b, Li104, 14, 47, 48, xa1430, V8
	VA	9,0x20	35	245/40 R20	11mm	11°	M14x1,25x40	Li99, 14, 47, 48
	HA	9,0x20	35	245/40 R20	11mm	11°	M14x1,25x40	Li99, 14, 47, 48
	VA	9,0x20	35	245/40 R20	11mm	11°	M14x1,25x40	Li99, 14, 47, 48
	HA	9,0x20	35	275/35 R20	none		M14x1,25x30	Li102, 14, 47, 48

21 Zoll / 21 Inch




Design	Achse <i>Axle</i>	Größe <i>Size</i>	ET <i>Offset</i>	Reifengröße <i>Tyre size</i>	Distanzscheibenstärke <i>Spacer thickness</i>	Distanzscheiben [siehe unten] <i>Spacer [see below]</i>	Radschrauben <i>Bolts</i>	Auflagen <i>Remarks</i>
Race GTS	VA	9,0x21	30	245/35 R21	none		M14x1,25x30	14, 47, 48
	HA	10,0x21	38	275/30 R21	none		M14x1,25x30	K4b, 14, 47, 48
	VA	9,0x21	30	245/35 R21	none		M14x1,25x30	14, 47, 48
	HA	10,0x21	38	285/30 R21	none		M14x1,25x30	K4b, 14, 47, 48
	VA	9,0x21	30	255/35 R21	none		M14x1,25x30	14, 47, 48
	HA	10,0x21	38	285/30 R21	none		M14x1,25x30	K4b, 14, 47, 48
	VA	9,0x21	30	255/35 R21	none		M14x1,25x30	14, 47, 48
	HA	10,0x21	38	295/30 R21	none		M14x1,25x30	K4b, Li102, 14, 47, 48
Race GTX	VA	9,0x21	30	245/35 R21	none		M14x1,25x30	14, 47, 48
	HA	10,5x21	44	285/30 R21	none		M14x1,25x30	K4b, 14, 47, 48
	VA	9,0x21	30	255/35 R21	none		M14x1,25x30	14, 47, 48
	HA	10,5x21	44	285/30 R21	none		M14x1,25x30	K4b, 14, 47, 48
	VA	9,0x21	30	255/35 R21	none		M14x1,25x30	14, 47, 48
	HA	10,5x21	44	295/30 R21	none		M14x1,25x30	K4b, Li102, 14, 47, 48
Race LS 2	VA	9,0x21	30	245/35 R21	none		M14x1,25x30	14, 47, 48
	HA	10,5x21	44	285/30 R21	none		M14x1,25x30	K4b, 14, 47, 48
	VA	9,0x21	30	255/35 R21	none		M14x1,25x30	14, 47, 48
	HA	10,5x21	44	285/30 R21	none		M14x1,25x30	K4b, 14, 47, 48
	VA	9,0x21	30	255/35 R21	none		M14x1,25x30	14, 47, 48
	HA	10,5x21	44	295/30 R21	none		M14x1,25x30	K4b, Li102, 14, 47, 48
	VA	9,0x21	41	245/35 R21	11, 15mm	11 ⁶ , 15 ⁶	M14x1,25x40,-45	14, 47, 48
	HA	10,5x21	44	285/30 R21	none		M14x1,25x30	K4b, 14, 47, 48
	VA	9,0x21	41	255/35 R21	11, 15mm	11 ⁶ , 15 ⁶	M14x1,25x40,-45	14, 47, 48
	HA	10,5x21	44	285/30 R21	none		M14x1,25x30	K4b, 14, 47, 48
	VA	9,0x21	41	255/35 R21	11, 15mm	11 ⁶ , 15 ⁶	M14x1,25x40,-45	14, 47, 48
	HA	10,5x21	44	295/30 R21	none		M14x1,25x30	K4b, Li102, 14, 47, 48
Race LS 3	VA	9,0x21	30	245/35 R21	none		M14x1,25x30	14, 47, 48
	HA	10,5x21	44	285/30 R21	none		M14x1,25x30	K4b, 14, 47, 48
	VA	9,0x21	30	255/35 R21	none		M14x1,25x30	14, 47, 48
	HA	10,5x21	44	285/30 R21	none		M14x1,25x30	K4b, 14, 47, 48
	VA	9,0x21	30	255/35 R21	none		M14x1,25x30	14, 47, 48
	HA	10,5x21	44	295/30 R21	none		M14x1,25x30	K4b, Li102, 14, 47, 48

21 Zoll / 21 Inch

Design	Achse <i>Axle</i>	Größe <i>Size</i>	ET <i>Offset</i>	Reifengröße <i>Tyre size</i>	Distanzscheibenstärke <i>Spacer thickness</i>	Distanzscheiben [siehe unten] <i>Spacer [see below]</i>	Radschrauben <i>Bolts</i>	Auflagen <i>Remarks</i>
Impressive	VA	9,0x21	30	245/35 R21	none		M14x1,25x30	14, 47, 48
	HA	10,5x21	44	285/30 R21	none		M14x1,25x30	K4b, 14, 47, 48
	VA	9,0x21	30	255/35 R21	none		M14x1,25x30	14, 47, 48
	HA	10,5x21	44	285/30 R21	none		M14x1,25x30	K4b, 14, 47, 48
	VA	9,0x21	30	255/35 R21	none		M14x1,25x30	14, 47, 48
	HA	10,5x21	44	295/30 R21	none		M14x1,25x30	K4b, Li102, 14, 47, 48
Fascinate	VA	9,0x21	30	245/35 R21	none		M14x1,25x30	14, 47, 48
	HA	10,5x21	44	285/30 R21	none		M14x1,25x30	K4b, 14, 47, 48, xa1500, V8
	VA	9,0x21	30	255/35 R21	none		M14x1,25x30	14, 47, 48
	HA	10,5x21	44	285/30 R21	none		M14x1,25x30	K4b, 14, 47, 48, xa1500, V8
	VA	9,0x21	30	255/35 R21	none		M14x1,25x30	14, 47, 48
	HA	10,5x21	44	295/30 R21	none		M14x1,25x30	K4b, Li102, 14, 47, 48, xa1500, V8
BR-I	VA	9,5x21	36	255/35 R21	11mm	11 ⁶	M14x1,25x40	14, 47, 48
	HA	9,5x21	36	255/35 R21	11mm	11 ⁶	M14x1,25x40	K4b, 14, 47, 48
	VA	9,5x21	36	245/35 R21	11mm	11 ⁶	M14x1,25x40	14, 47, 48
	HA	9,5x21	36	275/30 R21	11mm	11 ⁶	M14x1,25x40	K4b, 14, 47, 48

22 Zoll / 22 Inch

Design	Achse <i>Axle</i>	Größe <i>Size</i>	ET <i>Offset</i>	Reifengröße <i>Tyre size</i>	Distanzscheibenstärke <i>Spacer thickness</i>	Distanzscheiben [siehe unten] <i>Spacer [see below]</i>	Radschrauben <i>Bolts</i>	Auflagen <i>Remarks</i>
Fascinate	VA	9,0x22	30	245/30 R22	0, 11mm	0, 11 ⁶	M14x1,25x30,-40 [Tuner Bolts]*	14, 47, 48
	HA	10,0x22	35	295/25 R22	none		M14x1,25x30 [Tuner Bolts]*	K4b, 14, 47, 48, xa1500, V8
Impressive	VA	9,0x22	30	245/30 R22	0, 11mm	0, 11 ⁶	M14x1,25x30,-40	14, 47, 48
	HA	10,0x22	35	295/25 R22	none		M14x1,25x30	K4b, 14, 47, 48
Race LS 2	VA	9,0x22	30	245/30 R22	0, 11mm	0, 11 ⁶	M14x1,25x30,-40	14, 47, 48
	HA	10,0x22	35	295/25 R22	none		M14x1,25x30	K4b, 14, 47, 48
Race LS 3	VA	9,0x22	30	245/30 R22	0, 11mm	0, 11 ⁶	M14x1,25x30,-40	14, 47, 48
	HA	10,0x22	30	295/25 R22	none		M14x1,25x30	K4b, 14, 47, 48
Topas	VA	9,0x22	25	245/30 R22	none		M14x1,25x30 [Tuner Bolts]*	14, 47, 48
	HA	10,0x22	30	295/25 R22	none		M14x1,25x30 [Tuner Bolts]*	K4b, 14, 47, 48, xa1500, V8

Legende / legend	
14	Nur in Kombination mit Reifendruckkontrollsystem <i>Only in combination with tire pressure sensors</i>
	Zubehör Nummer: Schrader - 3057 / HUF - RDE077V21 / Cub - VS-62U032 <i>Aftermarket number: Schrader - 3057 / HUF - RDE077V21 / Cub - VS-62U032</i>
47	Genauere Auflagen sind den jeweiligen TÜV Teilgutachten zu entnehmen. <i>Detailed requirements are given in the relevant TÜV certificate.</i>
48	Bei der Verwendung dieser Rad/Reifenkombination ist beim Fall einer Reifenpanne ein Ersatzrad oder Reifenpannen-Set mitzuführen. <i>User instruction: When using this wheel/tire combination it is necessary to provide a spare wheel or a set for tire breakdown for emergency.</i>
*	Bitte beachten Sie, dass für die Montage spezielle Schrauben mit schmalem Schraubenkopf benötigt werden. <i>Please note that special screws with a narrow screw head are required for mounting.</i>
K4a	An Achse 1 ist eine ausreichende Radabdeckung und Freigang herzustellen. Siehe TÜV Teilgutachten. <i>On axis 1 a sufficient fender clearance needs to be ensured. See TÜV certificate.</i>
K4b	An Achse 2 ist eine ausreichende Radabdeckung und Freigang herzustellen. Siehe TÜV Teilgutachten. <i>On axis 2 a sufficient fender clearance needs to be ensured. See TÜV certificate.</i>
V8	Nicht für Fahrzeuge mit Anhängerkupplung <i>Not for vehicles with trailer hitch</i>
xa???	bis maximal ??? Kg Achslast zulässig. <i>up to ???Kg axleload allowed.</i>
Li97	Mindestens einen Lastindex von 97 verwenden. Bei geringerem Lastindex können Motor/Ausstattungsvarianten entfallen <i>Use a minimum Loadindex of 97. With a lower load index, motor/equipment variants can be omitted</i>
Li99	Mindestens einen Lastindex von 99 verwenden. Bei geringerem Lastindex können Motor/Ausstattungsvarianten entfallen <i>Use a minimum Loadindex of 99. With a lower load index, motor/equipment variants can be omitted</i>
Li101	Mindestens einen Lastindex von 101 verwenden. Bei geringerem Lastindex können Motor/Ausstattungsvarianten entfallen <i>Use a minimum Loadindex of 101. With a lower load index, motor/equipment variants can be omitted</i>
Li102	Mindestens einen Lastindex von 102 verwenden. Bei geringerem Lastindex können Motor/Ausstattungsvarianten entfallen <i>Use a minimum Loadindex of 102. With a lower load index, motor/equipment variants can be omitted</i>
Li104	Mindestens einen Lastindex von 104 verwenden. Bei geringerem Lastindex können Motor/Ausstattungsvarianten entfallen <i>Use a minimum Loadindex of 104. With a lower load index, motor/equipment variants can be omitted</i>
Artikelnummer Distanzscheibe / spacer part number	
0	None
11 ⁶	751126651106
15 ⁶	751126651506
20 ⁶	751126652006
Farblegende / color legend	
	problemlos <i>unproblematically</i>
	laut STVZO problemlos, EU grenzwertig <i>by STVZO unproblematically, EU is uncertain</i>
	evtl. mit Karosseriearbeit verbunden <i>related with possible bodywork</i>